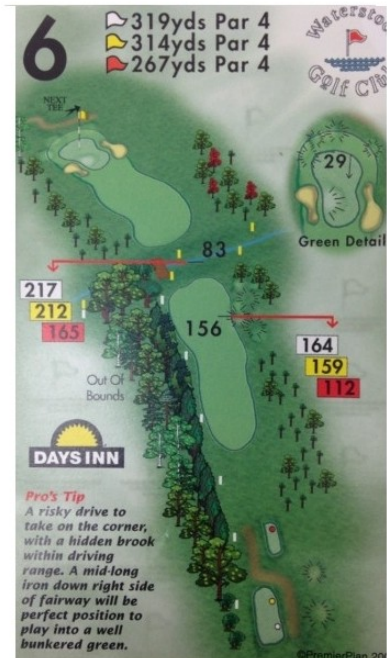
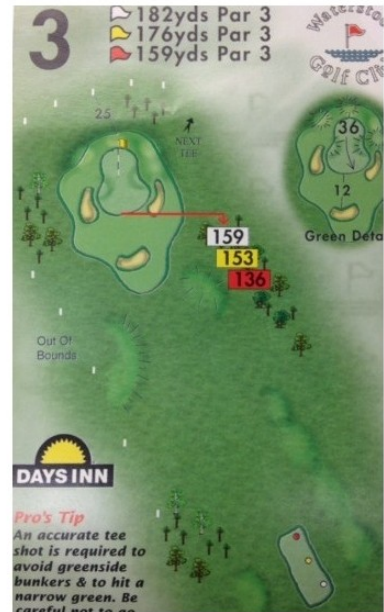

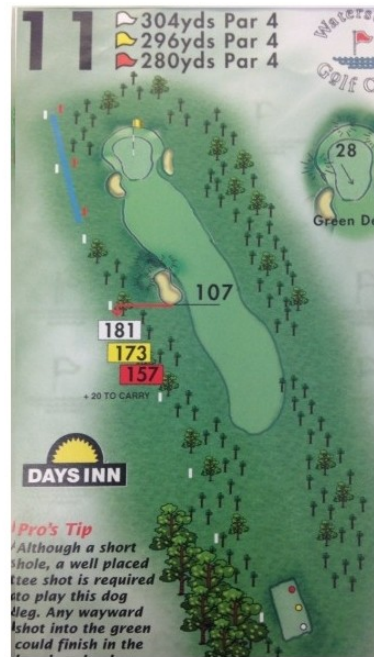
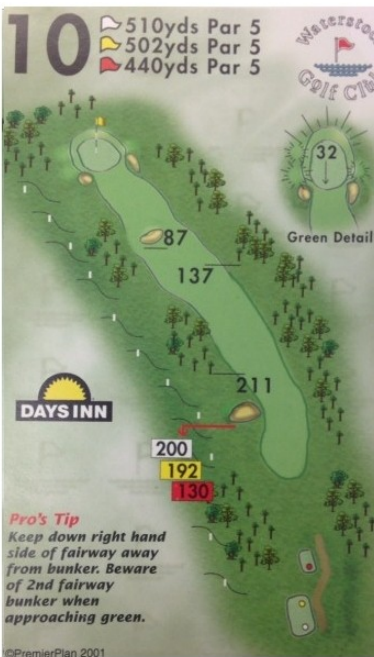
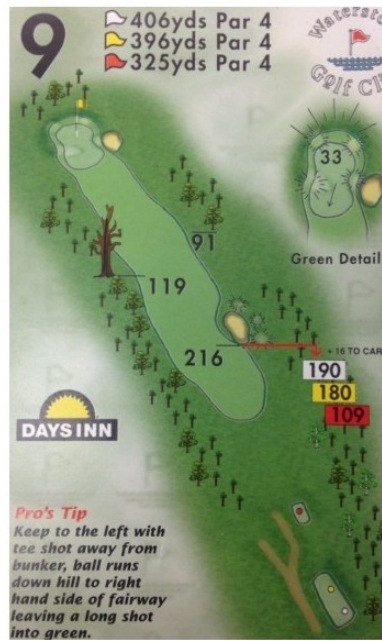

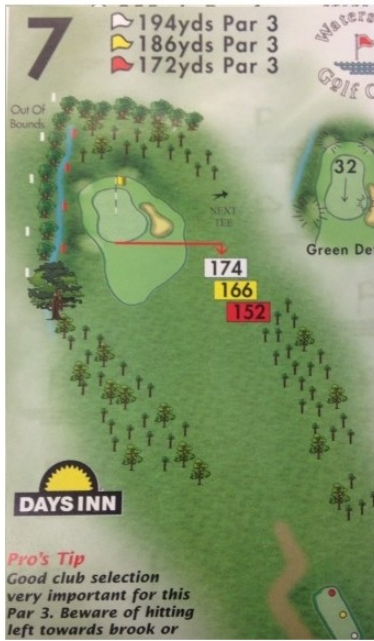


Waterstock Golf Course Guide





13 327yds Par 4
319yds Par 4
301yds Par 4

Pro's Tip
Beware of the brook when teeing off, laying up is the sensible option. Bigger hitters must be cautious of the twin bunkers just short of green.

14 122yds Par 3
114yds Par 3
103yds Par 3

Pro's Tip
The wind plays a big part on this short Par 3. Accuracy is essential to avoid big bunker short & deep bunker left of green.

15 370yds Par 4
362yds Par 4
313yds Par 4

Pro's Tip
Do not try to cut too much of the dog leg off. It is better to avoid the ditch and trees leaving a longer second shot into green.

16 176yds Par 3
170yds Par 3
162yds Par 3

Pro's Tip
A good testing Par 3, where club selection again is important. Be aware of brook just short of green.

17 565yds Par 5
504yds Par 5
447yds Par 5

Pro's Tip
The longest Par 5 on the course & very testing. A good accurate tee shot required, then two more to reach an uphill green. Be careful not to go long.

18 409yds Par 4
397yds Par 4
339yds Par 4

Pro's Tip
A good tee shot down right hand side of fairway will leave a good angle into a two tiered green.